

8.5.4 Entrance width and inner dimensions of cars

Requirements for the size of accessible lifts are stated in ISO 8100-30 as lifts “accessible for wheelchairs”. Inner dimensions of cars shall be according to ISO 8100-30 (see [Figure 40](#)).

NOTE 1 According to ISO 8100-30:2019, 3.3.1 and 3.3.2, the clear inner dimensions of lifts according to ISO 8100-30 can be lower due to decorative or protective panels.

NOTE 2 The requirements of ISO 8100-30 give dimensions for a wide range of accessible lifts in different lift classes: Class I – General purpose lifts, Class III – Health care lifts, including hospitals and nursing homes and Class VI – Intensive use lifts for high-rise buildings.

The minimum inner dimensions of cars that are accessible for a person using a wheelchair and an accompanying person shall be 1 100 mm × 1 400 mm. A minimum unobstructed entrance width of 900 mm shall be provided on the narrow side of the car (see [Figure 40 a](#)). See also ISO 8100-30:2019, Figures 5 and 6, Series B.

Where access for wheelchairs and equipment for outdoor use such as hand-bikes, tracks/tracking motors, or scooters is required, the dimension shall be increased to 1 100 mm × 2 100 mm.

If entrances are provided on two adjacent sides, the minimum inner dimensions of the car shall be 1 600 mm × 1 400 mm, with a 900 mm unobstructed door width (see [Figure 40 c](#)).

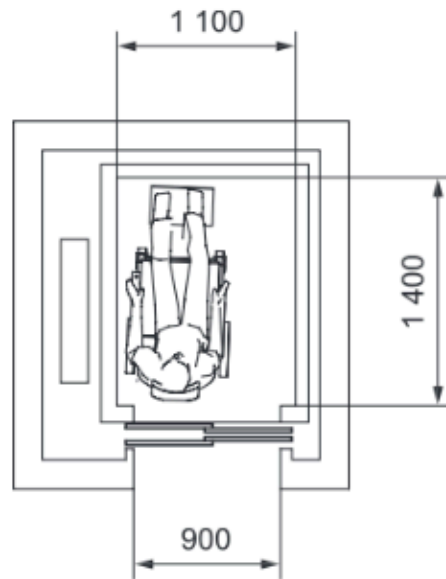
NOTE 3 ISO 8100-30 does not cover adjacent doors on lift cars.

If a stretcher is considered, the minimum inner dimensions of cars shall be 1 100 mm × 2 100 mm. A minimum unobstructed entrance width of 900 mm shall be provided on the narrow side of the car (see [Figure 40 b](#)). Consider ISO 8100-30: 2019, Figure 5, Series B.

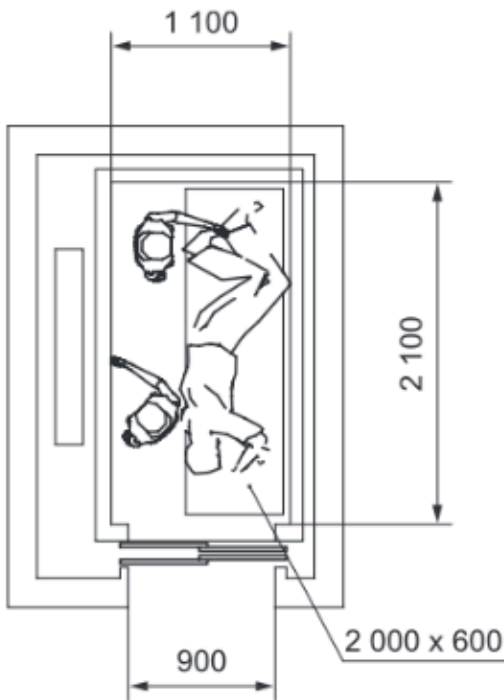
NOTE 4 ISO 8100-30:2019, Figure 9 describes many additional accessible lift cars, e.g. to facilitate transporting a bed. They are clearly marked with the international symbol for access or bed symbol. All these accessible lifts allow full manoeuvrability for persons using a wheelchair and walking aids.

Exceptional consideration for existing buildings: For lifts with one entrance or two entrances on opposite sides, the minimal car size may be 1 000 mm × 1 300 mm.

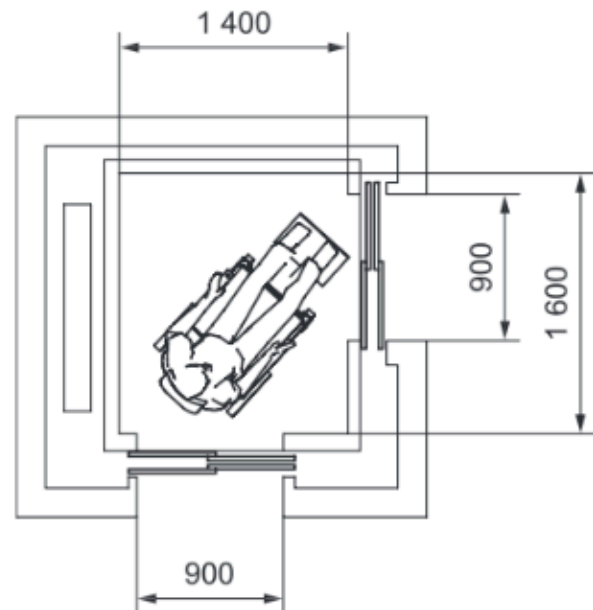
Dimensions in millimetres



a) Minimum dimensions of an accessible lift



b) Minimum dimensions of a lift suitable for a stretcher



c) Minimum dimensions of a lift with two adjacent doors

Figure 40 — Minimum dimensions of different types of accessible lifts